

Questionnaire Responses (as downloaded on Saturday 10 December 2016)

Future Development in Worlingham -- Have Your Say.

Q1) Where in Worlingham is your house located? If your road is not shown, select the road closest to your address.

Answered by 976 People



Park Drive - 105 - 10.76%



Hillside Avenue - 85 - 8.71%



Bluebell Way - 125 - 12.81%



Ellough Road - 31 - 3.18%



Cedar Drive - 110 - 11.27%



Garden Lane - 124 - 12.7%



Rectory Lane - 124 - 12.7%



Werel's Loke - 86 - 8.81%



Marsh Lane - 36 - 3.69%



College Lane - 7 - 0.72%



Lowestoft Road - 102 - 10.45%



Woodland Avenue - 41 - 4.2%

Q2) What is your gender?

Answered by 973 People



Male - 454 - 46.66%



Female - 521 - 53.55%

Q3) What age group do you belong to?

Answered by 978 People



11 - 15 - 26 - 2.66%



16 - 21 - 44 - 4.5%



22 - 44 - 135 - 13.8%



45 - 64 - 284 - 29.04%



65 - 74 - 283 - 28.94%



75 - 84 - 173 - 17.69%



85+ - 33 - 3.37%

Housing

Q4) Do you think Worlingham needs more properties for rent?

Answered by 970 People



Yes - 274 - 28.25%



No - 434 - 44.74%



No opinion - 263 - 27.11%

Q5) Which is your preferred option for rented properties?

Answered by 962 People



Council rental - 216 - 22.45%



Housing Association rental - 140 - 14.55%



Private rental - 316 - 32.85%



No opinion - 290 - 30.15%

Q6) What type of housing would you prefer for starter homes (i.e. small homes for first-time buyers)?

Answered by 960 People



Small houses - 633 - 65.94%



Small bungalows - 215 - 22.4%



Terraced houses - 305 - 31.77%



Flats - 87 - 9.06%



Chalet bungalows - 50 - 5.21%



Maisonettes - 49 - 5.1%



No opinion - 96 - 10%

Q7) What is the required price range for starter housing?

Answered by 963 People



Less than £100,000 - 220 - 22.85%



£101,000 to £125,000 - 391 - 40.6%



£126,000 to £150,000 - 188 - 19.52%



£151,000 to £175,000 - 55 - 5.71%



£176,000 to £200,000 - 7 - 0.73%



No opinion - 102 - 10.59%

Q8) Apart from starter homes, what types of housing should be built?

Answered by 953 People



3 to 4 bedroom detached house/ bungalow - 313 - 32.84%



Semi-detached house/ Chalet bungalow/ bungalow - 269 - 28.23%



Terraced houses - 90 - 9.44%



Maisonettes - 19 - 1.99%



Flats - 23 - 2.41%



A mix of housing - 472 - 49.53%



No opinion - 61 - 6.4%

Q9) Do you think there should be more sheltered or retirement community accommodation, extending and improving the options for the independent living of older residents?

Answered by 961 People



Yes - 807 - 83.98%



No - 77 - 8.01%



No opinion - 77 - 8.01%

Q10) Should new housing have storage provision for refuse bins?

Answered by 964 People



Yes - 839 - 87.03%



No - 31 - 3.22%



No opinion - 94 - 9.75%

Q11) Should new developments blend with the styles of the existing developments in Worlingham?

Answered by 960 People



Yes - 820 - 85.42%



No - 41 - 4.27%



No opinion - 99 - 10.31%

Q12) What is the acceptable limit for the number of storeys in new developments?

Answered by 959 People



1 - 42 - 4.38%



2 - 655 - 68.3%



3 - 204 - 21.27%



Greater than 3 - 15 - 1.56%



No opinion - 43 - 4.48%

Q13) Should priority be given to the use of brownfield sites (i.e. urban sites that previously had development on them) for new development?

Answered by 954 People



Yes - 793 - 83.12%



No - 72 - 7.55%



No opinion - 89 - 9.33%

Q14) Would you prefer small-scale housing developments (e.g. 'infill' and 'add-on clusters') to larger-scale edge-of-village developments?

Answered by 953 People



Yes - 725 - 76.08%



No - 106 - 11.12%



No opinion - 122 - 12.8%

Q15) Should the design of new homes enable natural surveillance (e.g. being able to see your car, no blank walls facing on to roads, entrances facing towards the front)?

Answered by 955 People



Yes - 814 - 85.24%



No - 19 - 1.99%



No opinion - 122 - 12.77%

Q16) Do you think house developers should be required to offer site-appropriate wildlife-enabling features to prospective homebuyers?

Answered by 953 People



Yes - 707 - 74.19%



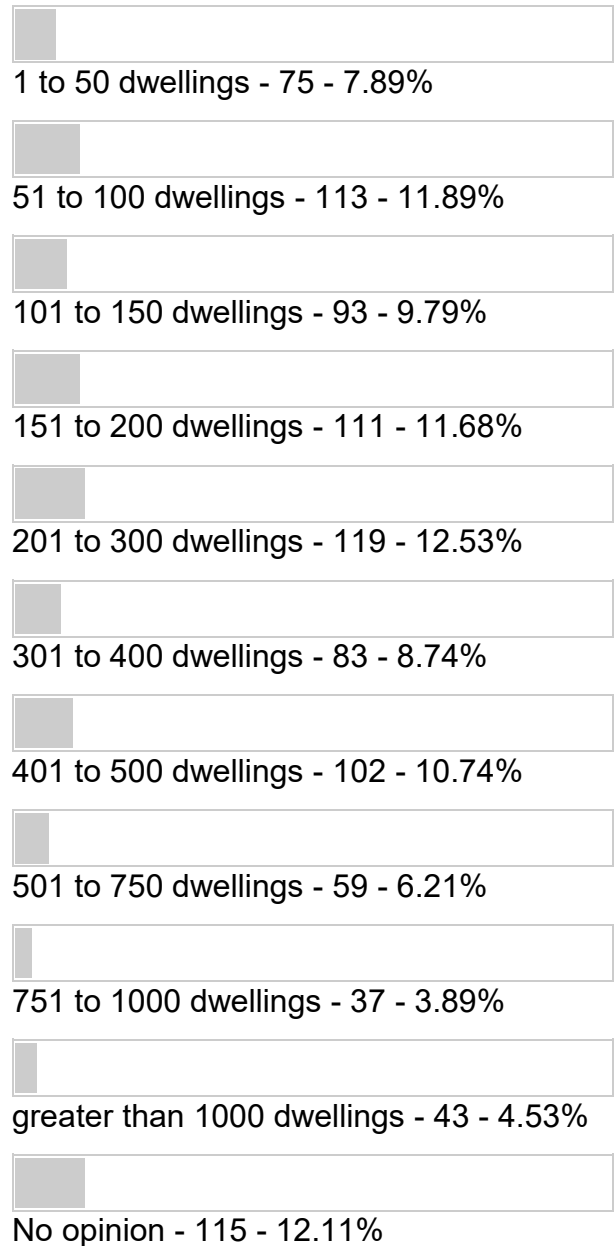
No - 66 - 6.93%



No opinion - 181 - 18.99%

Q17) Over the next 20 years (i.e. to 2036), at and above which of the following total levels of dwelling development would you become concerned?

Answered by 950 People



Q18) Which of the following best describes the general closeness of housing in Worlingham?

Answered by 954 People



Too spread out - 8 - 0.84%



Too packed together - 222 - 23.27%



About right - 683 - 71.59%



No opinion - 41 - 4.3%

Q19) Which of the following renewable energy and green construction methods should be included in the construction of new dwellings?

Answered by 955 People



Solar panels - 612 - 64.08%



Triple glazing - 666 - 69.74%



Rainwater harvesting - 569 - 59.58%



Ground/ air source heat pumps - 317 - 33.19%



No opinion - 87 - 9.11%

Q20) Should new developments of about 20 houses or more have grassed and tree-lined 'open breaks' surrounding them to avoid the perception of over-development and to potentially support the development of linked wildlife corridors?

Answered by 984 People



Yes - 906 - 92.07%



No - 22 - 2.24%



No opinion - 56 - 5.69%

Q21) Only if you answered 'Yes' to the previous question, what width do you think the 'open break' should have? (If you answered 'No' to the previous question, ignore this question.)

Answered by 934 People



10 metres - 161 - 17.24%



15 metres - 270 - 28.91%



20 metres - 256 - 27.41%



Greater than 20 metres - 128 - 13.7%



No opinion - 120 - 12.85%

Facilities and community services

Q22) Which of the following shops and services do you use?

Answered by 986 People



One Stop Shop - 923 - 93.61%



Hairdresser - 180 - 18.26%



Post Office - 835 - 84.69%



Fish & Chip Shop - 787 - 79.82%



Hillside News - 636 - 64.5%



Pharmacy - 789 - 80.02%



Diners - 147 - 14.91%



Industrial Estate - 311 - 31.54%



None - 6 - 0.61%

Q23) If you shop in Worlingham, is it because ...?

Answered by 984 People



The local shops give good value - 177 - 17.99%



You like to support local shops - 585 - 59.45%



You like the social contact - 156 - 15.85%



It saves time - 554 - 56.3%



It saves transport costs - 342 - 34.76%



You need last minute items - 710 - 72.15%



Other reason - 51 - 5.18%



Not applicable - 29 - 2.95%

Q24) If you usually shop away from Worlingham, is it because ...?

Answered by 982 People



Goods are cheaper - 552 - 56.21%



You have greater choice there - 849 - 86.46%



It is convenient for your place of work - 99 - 10.08%



Easy to park - 418 - 42.57%



Other reason - 65 - 6.62%



Not applicable - 35 - 3.56%

Q25) If you run a business in Worlingham, which category does it fit into?

Answered by 865 People



Agriculture/Horticulture - 4 - 0.46%



Construction - 9 - 1.04%



Finance/Professional Services - 5 - 0.58%



Catering/Food Processing - 1 - 0.12%



Manufacturing - 0 - 0%



Retail - 2 - 0.23%



Tourism (e.g. Hotel, catering, B&B etc.) - 0 - 0%



Transport - 3 - 0.35%



Healthcare - 2 - 0.23%



Childcare - 1 - 0.12%



Other service (e.g. Hairdressing etc.) - 18 - 2.08%



Not applicable - 823 - 95.14%

Retaining Open Spaces

Q26) In order to maintain the identity of the village, should there be green open space that clearly defines the boundaries ?

Answered by 962 People



Yes - 867 - 90.12%



No - 31 - 3.22%



No comment - 64 - 6.65%

Q27) Is it important for developers to meet the minimum planning requirements for green open spaces ?

Answered by 958 People



Yes - 909 - 94.89%



No - 15 - 1.57%



No comment - 34 - 3.55%

Q28) Do you support the creation of local wildlife sites and habitats in all future developments?

Answered by 962 People



Yes - 836 - 86.9%



No - 32 - 3.33%



No opinion - 94 - 9.77%

Q29) Should new developments include wildlife corridors and habitat links to the wider countryside ?

Answered by 955 People



Yes - 828 - 86.7%



No - 28 - 2.93%



No opinion - 99 - 10.37%

Q30) Should new developments include provision for play areas within green open spaces ?

Answered by 957 People



Yes - 828 - 86.52%



No - 70 - 7.31%



No opinion - 60 - 6.27%

Q31) Is it important for landscaping to be provided so that developments blend in with the surrounding countryside ?

Answered by 952 People



Yes - 896 - 94.12%



No - 18 - 1.89%



No opinion - 38 - 3.99%

Q32) Should sufficient footpaths and cycle lanes be provided in new developments to link into existing facilities?

Answered by 955 People



Yes - 897 - 93.93%



No - 13 - 1.36%



No opinion - 45 - 4.71%

Q33) Should developers demonstrate how they would mitigate any landscape issues ?

Answered by 953 People



Yes - 853 - 89.51%



No - 6 - 0.63%



No opinion - 94 - 9.86%

Traffic and Parking

Q34) Should street layouts encourage slow vehicle speeds through new developments?

Answered by 957 People



Yes - 874 - 91.33%



No - 33 - 3.45%



No opinion - 50 - 5.22%

Q35) Should street-adjacent parking areas be overlooked by housing?

Answered by 946 People



Yes - 451 - 47.67%



No - 190 - 20.08%



No opinion - 307 - 32.45%

Q36) Should bay parking areas be landscaped?

Answered by 955 People



Yes - 615 - 64.4%



No - 106 - 11.1%



No opinion - 235 - 24.61%

Q37) Should there be a prescribed number of off-street parking places (including parking places on private driveways and in recessed parking bays) per dwelling for both occupiers and visitors (including delivery/service vehicles)?

Answered by 955 People



Yes - 836 - 87.54%



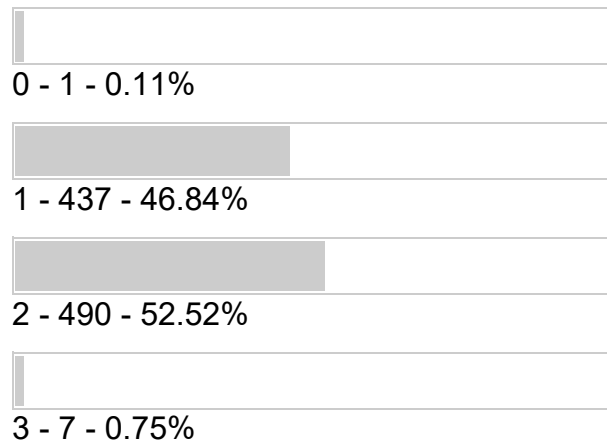
No - 31 - 3.25%



No opinion - 90 - 9.42%

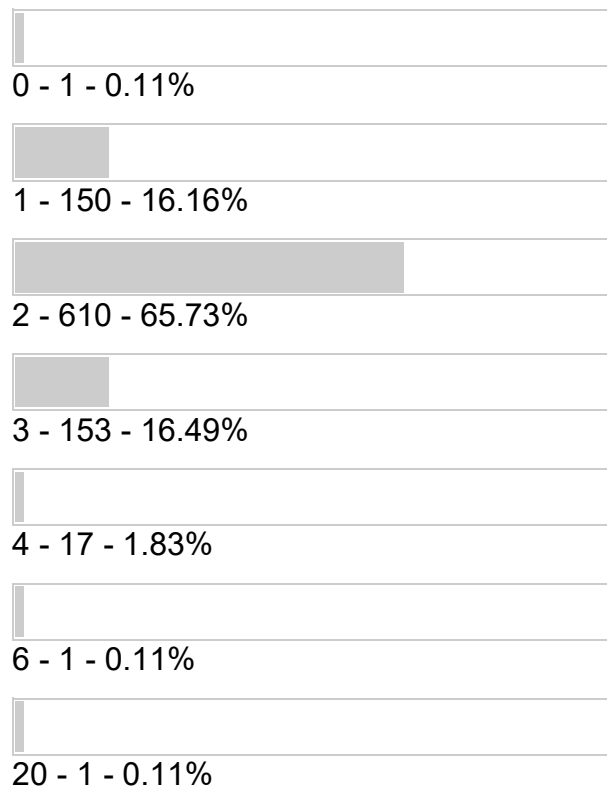
Q38) For occupiers' use, how many allocated parking places should there be for a 1 bedroom dwelling?

Answered by 933 People



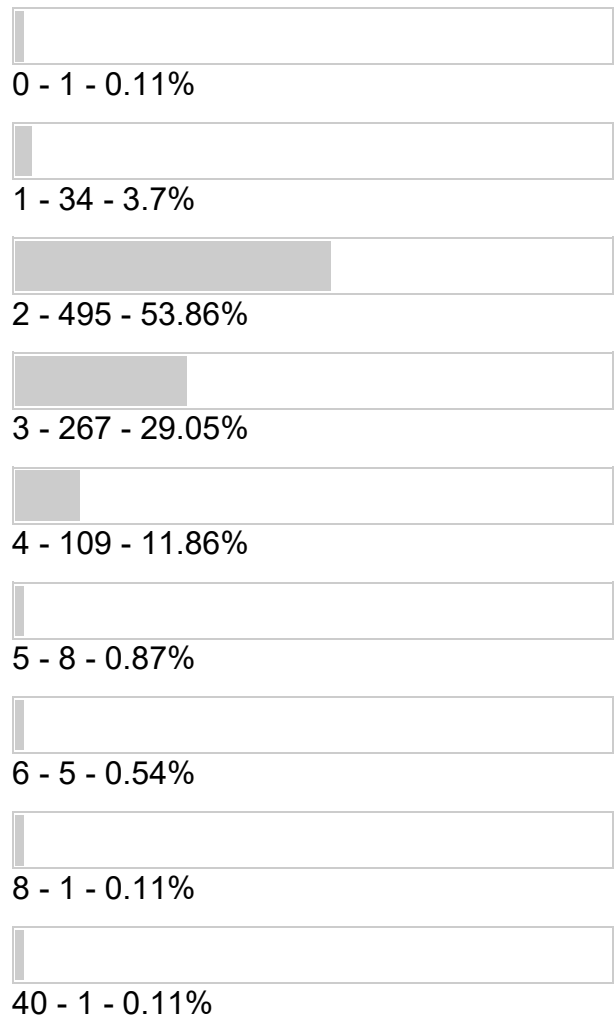
Q39) For occupiers' use, how many allocated parking places should there be for a 2 bedroom dwelling?

Answered by 928 People



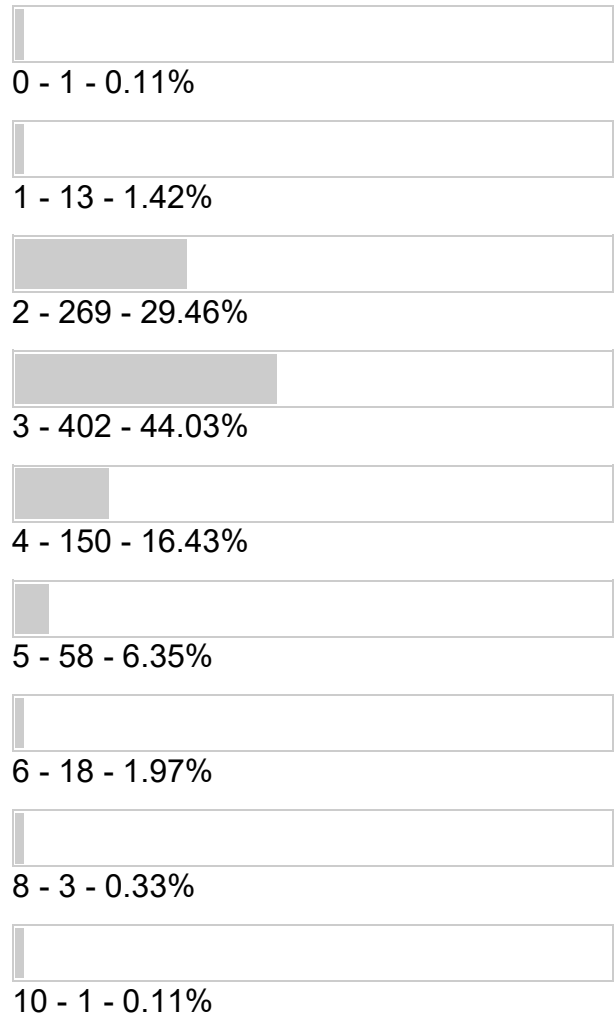
Q40) For occupiers' use, how many allocated parking places should there be for a 3 bedroom dwelling?

Answered by 919 People



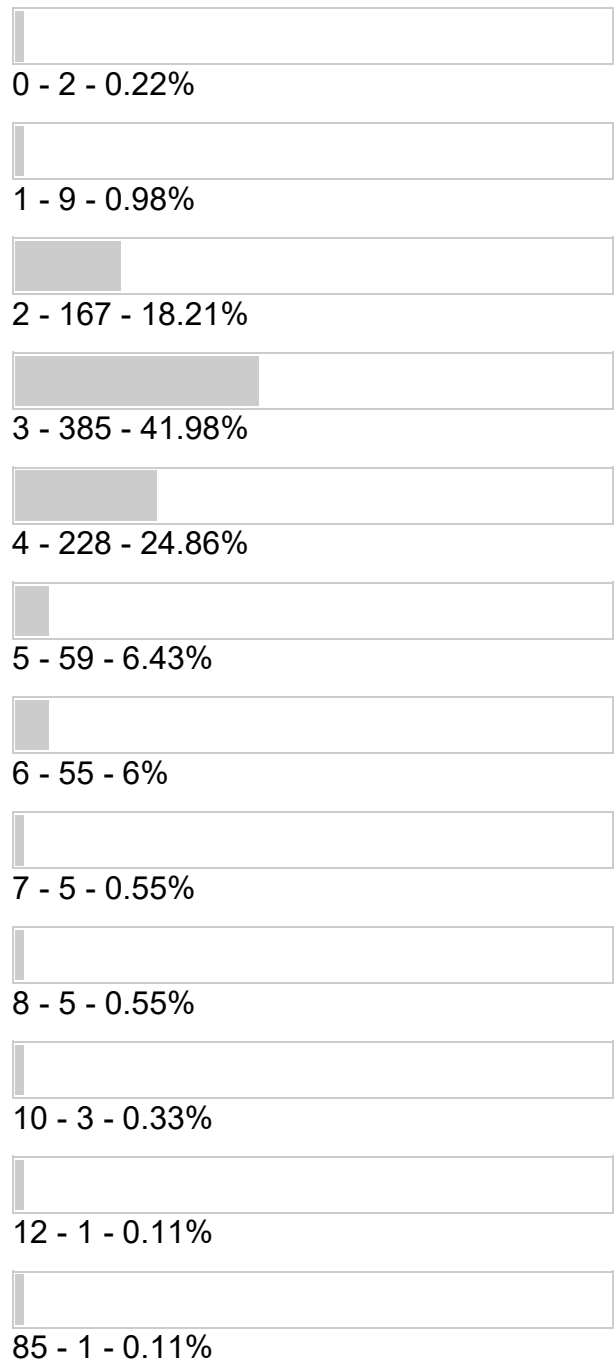
Q41) For occupiers' use, how many allocated parking places should there be for a 4 bedroom dwelling?

Answered by 913 People



Q42) For occupiers' use, how many allocated parking places should there be for a 5 bedroom dwelling?

Answered by 917 People



Q43) Which do you prefer of the following types of parking provision?

Answered by 951 People



Garage plus driveway - 787 - 82.75%



Carport plus driveway - 63 - 6.62%



Plain driveway - 85 - 8.94%



Reserved parking bays - 16 - 1.68%

Q44) Should developers demonstrate how new estate roads will be designed to minimize potential safety issues created by parked cars on narrow road spaces?

Answered by 954 People



Yes - 903 - 94.65%



No - 5 - 0.52%



No opinion - 46 - 4.82%

Q45) Should developers demonstrate how the siting and design of road-adjacent parking bays and parking courts will ensure high levels of usage?

Answered by 951 People



Yes - 782 - 82.23%



No - 19 - 2%



No opinion - 150 - 15.77%

Q46) Should developers of new developments comprising 20 or more dwellings be required to provide statements of the projected arising traffic impact upon the wider community, including evidence of mitigating measures?

Answered by 947 People



Yes - 823 - 86.91%




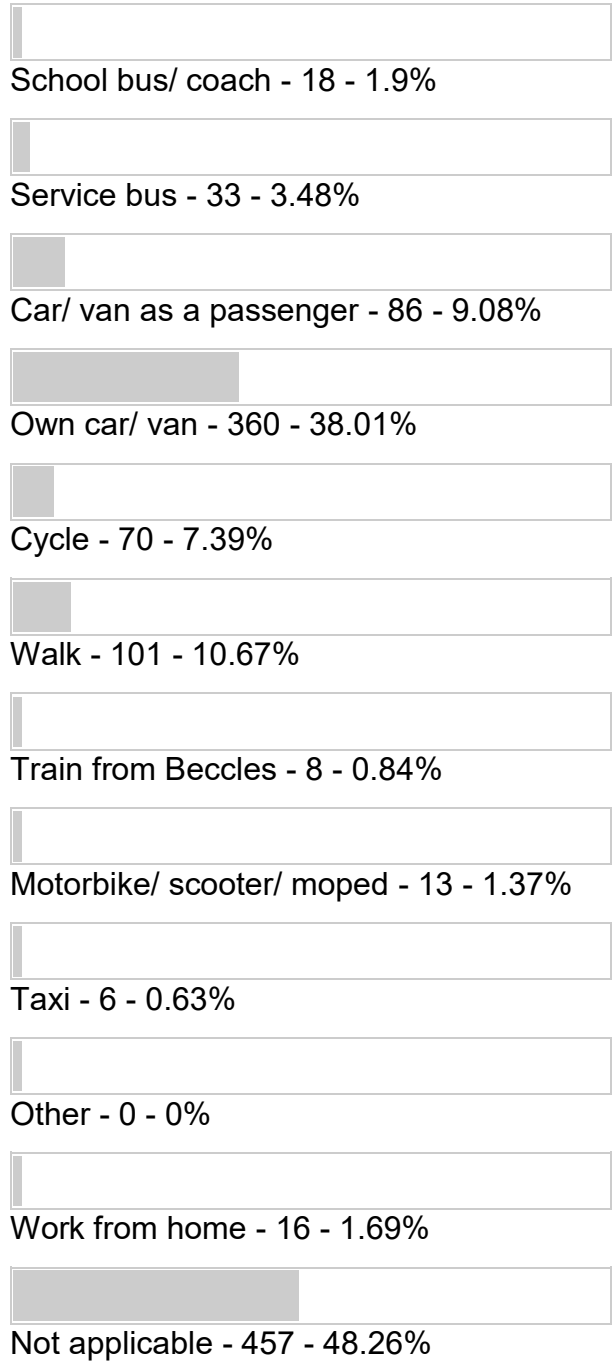
No - 22 - 2.32%



No opinion - 102 - 10.77%

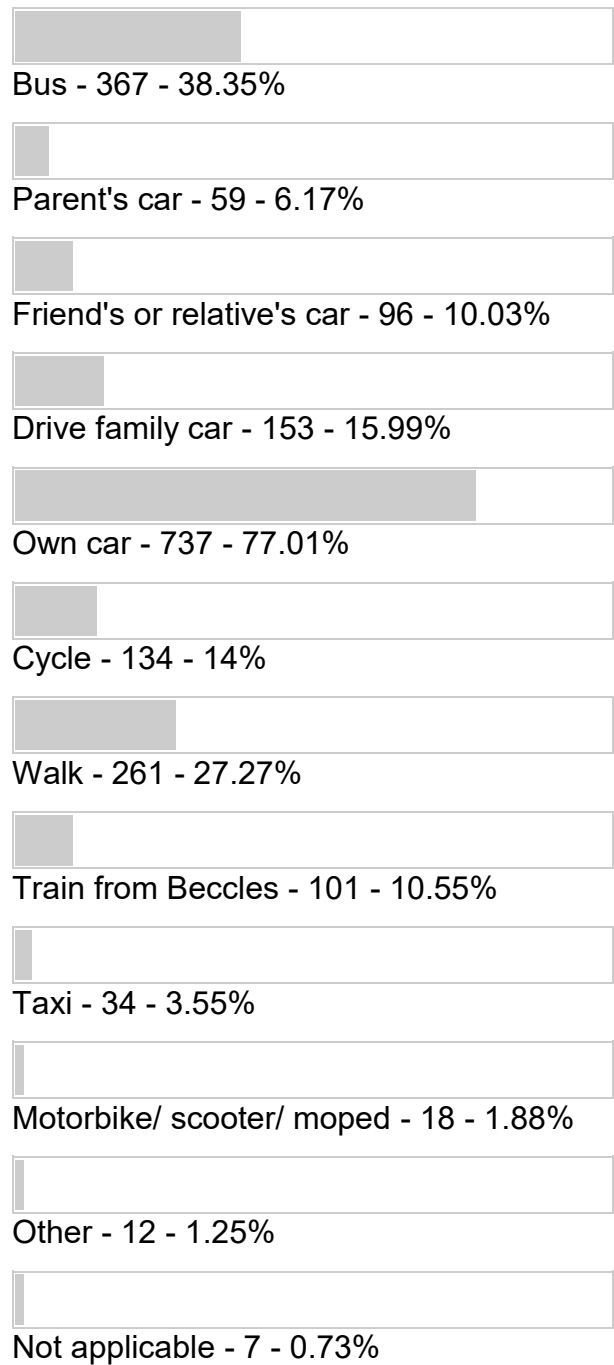
Q47) How do you normally get to school, college or work?

Answered by 947 People



Q48) Select the ways that you most often use to travel to places outside Worlingham.

Answered by 957 People



Q49) Do you face any problems getting around Worlingham? Please tick all that apply.

Answered by 954 People



Lorry traffic - 233 - 24.42%



Speeding traffic - 385 - 40.36%



Lack of pavements - 109 - 11.43%



Narrow pavements - 280 - 29.35%



Lack of cycle paths - 180 - 18.87%



Parking on pavements - 347 - 36.37%



Bad street lighting - 129 - 13.52%



Difficult to cross the road - 149 - 15.62%



Confusing or lack of information about bus times - 87 - 9.12%



There are no traffic or travel problems in getting around Worlingham - 243 - 25.47%



No opinion - 72 - 7.55%

Q50) Is rush-hour travel a major problem between Worlingham and which of the following places?

Answered by 952 People



Beccles - 531 - 55.78%



Ellough - 46 - 4.83%



Lowestoft - 396 - 41.6%



Bungay - 78 - 8.19%



Norwich - 243 - 25.53%



Halesworth - 17 - 1.79%



Great Yarmouth - 93 - 9.77%



Other destinations - 15 - 1.58%



No opinion - 276 - 28.99%

Q51) Either as a resident, a pedestrian, a cyclist, a motorcyclist, or as a motorist, have you experienced problems due to inconsiderate or illegal developer-related parking in Worlingham or Beccles?

Answered by 952 People



Yes - 328 - 34.45%



No - 474 - 49.79%



No opinion - 151 - 15.86%

Q52) Which of the following best describes your usage of home-delivery grocery shopping?

Answered by 960 People



Weekly - 85 - 8.85%



Monthly - 23 - 2.4%



Occasional - 154 - 16.04%



Never - 698 - 72.71%

Q53) If you cycle in and around Worlingham, do you feel safe?

Answered by 925 People



Yes - 270 - 29.19%



No - 148 - 16%



No opinion - 509 - 55.03%

Q54) Are cycle routes important?

Answered by 956 People



Yes - 770 - 80.54%



No - 56 - 5.86%



No opinion - 130 - 13.6%

Q55) Tick the destinations to which you consider a cycle route from Worlingham is needed.

Answered by 940 People



To Ellough Industrial Estate - 417 - 44.36%



To Lowestoft - 346 - 36.81%



No opinion - 377 - 40.11%

Q56) Should footpaths and cycle paths be laid out so that they are overlooked by housing?

Answered by 955 People



Yes - 456 - 47.75%



No - 110 - 11.52%



No opinion - 390 - 40.84%

Q57) Should footpaths and cycle paths be physically separated from traffic wherever possible?

Answered by 962 People



Yes - 855 - 88.88%



No - 25 - 2.6%



No opinion - 82 - 8.52%

Q58) New developments comprising 20 or more dwellings (and any associated amenities) should be connected with adjacent developments by which of the following?

Answered by 977 People



Footpaths and cycle paths only - 283 - 28.97%



Footpaths and cycle paths and interconnecting roads - 594 - 60.8%



No opinion - 100 - 10.24%

Q59) Is access to bus routes important?

Answered by 980 People



Yes - 877 - 89.49%



No - 25 - 2.55%



No opinion - 78 - 7.96%

Q60) Are you satisfied with the available bus services?

Answered by 978 People



Yes - 614 - 62.78%



No - 111 - 11.35%



No opinion - 253 - 25.87%

Q61) Should bus stops be positioned so as to be overlooked by homes?

Answered by 976 People



Yes - 403 - 41.29%



No - 160 - 16.39%



No opinion - 413 - 42.32%



Here is an example of how the responses may be “drilled down” using the analysis function of the software to find linkages.

In this case, those who answered “yes” to question No 4 are broken down by age group:

Do you think Worlingham needs more properties for rent? – Yes

Question answered by 970 people, 274 of which (28.25%) answered "Yes"



Note: The illegible sub-question in the drop-down menu box below links to question No 3 “What age group do you belong to?”

Select a question:

Answered by 274 People



11 - 15 - 3 - 1.09%



16 - 21 - 9 - 3.28%



22 - 44 - 40 - 14.6%



45 - 64 - 80 - 29.2%



65 - 74 - 80 - 29.2%



75 - 84 - 51 - 18.61%



85+ - 11 - 4.01%